

The Climate Change Hoax : why Geoengineering is Not Necessary

Contents

The origins of the hoax – “the real enemy is humanity itself”	3
The perpetuation of the hoax : the “hockey stick” deception – Al Gore	3
The perpetuation of the hoax – the IPCC	4
Climate Models Have Hundreds of Assumptions.....	4
How we are lied to by Global Warming Scientists.....	5
Climategate – How Scientists Manipulated Data	5
NOAA Scientists Manipulated Temperature Data to Make Global Warming Seem Worse..	5
The Mail on Sunday challenged the official story – global warming forecasts costing billions is WRONG	6
Exposed: How world leaders were duped into investing billions over manipulated global warming data	6
Global Warming Stopped 16 Years Ago, Met Office report Reveals.....	7
Atmosphere not warming as much as the surface	8
Mars is also warming up	8
We were warmer in Roman Times	8
It’s the SUN that drives the earth’s temperature	9
Danish Meteorological Institute – link sunspot intensity to global temperature rise	10
Melting of Arctic Sea Ice not Evidence of Manmade Warming	10
The Truth About Greenhouse Gases – We Need CO2.....	10
We Should Celebrate Carbon Dioxide – Dr Patrick Moore	11
Patrick Moore Challenges Anyone to Deny That Below 150ppm CO2 plants will die.....	11
Patrick Moore explains the truth about Carbon Dioxide.....	11
“The Sun is Driving Climate Change, CO2 is Irrelevant”	12
CO2 Emissions Lag Behind Climate Change by 800 years	12
The Oceans Heat Up and Release CO2	13
Are Humans Responsible for the CO2 Rise?	13
But Aren’t Natural CO2 Emissions About 20 Times the Human Emissions?	13
Is Rising CO2 the Cause of Recent Warming?.....	14
Why Do Most Scientists Believe CO2 is Responsible for the Warming?	14

Watch Bill Nye Get Destroyed by Tucker Carlson.....	14
Scientist Ditches the Carbon Gravy Train.....	14
“The Great Global Warming Swindle” : Documentary by UK Channel 4	15
The Great Global Warming Swindle – Transcript	16
Articles and Books	16
Scared to Death: From BSE to Global Warming: Why Scares are Costing Us the Earth, By Christopher Booker, Richard North	16
“Heaven and Earth : Global Warming - The Missing Science” - Professor Ian Plimer.....	17
Meet the man who has exposed the great climate change con trick	17
“Climate Confusion” – Dr Roy Spencer	17
1000 Science Papers Challenge the False Narrative of Man Made Climate Change.....	17
The Hockey Stick Illusion : Climategate and the Corruption of Science	18
Conclusion 1 : Climate Researchers Don’t Know as Much as They Profess.....	18
Conclusion 2 : We Are Fed Lies on a Continual Basis	18

Compiled May 2017

The origins of the hoax – “the real enemy is humanity itself”

Aurelio Peccei, a founder of the Club of Rome (part of the Round Table network) said in the organisation’s 1991 publication “The First Global Revolution”:-

“In searching for a new enemy to unite us, we came up with the idea that pollution, the threat of global warming, water shortages, famine, and the like would fit the bill All of these are caused by human intervention..... The real enemy, then, is humanity itself”.

- page 75 :

http://www.geoengineeringwatch.org/documents/TheFirstGlobalRevolution_text.pdf

The perpetuation of the hoax : the “hockey stick” deception – Al Gore

The Great “Hockey Stick” Fraud : In 2006 Al Gore presented his famous “hockey stick” graph, supposedly demonstrating how man was fuelling “global warming”. This deception has now been exposed by several scientists including Steve McIntyre, Andrew Montford and Christopher Booker.

<https://www.prospectmagazine.co.uk/magazine/the-case-against-the-hockey-stick>

Exposed hockey stick lies : “Given star billing by the IPCC, not least for the way it appeared to eliminate the long-accepted Mediaeval Warm Period when temperatures were higher they are today, the graph became the central icon of the entire man-made global warming movement”.

<http://www.telegraph.co.uk/comment/columnists/christopherbooker/6679082/Climatic-change-this-is-the-worst-scientific-scandal-of-our-generation.html>

“4) But Didn’t the “Hockey Stick” Show Recent Warming to be Unprecedented? The “hockey Stick” reconstructions of temperature variations over the last 1 to 2 thousand years have been a huge source of controversy. The hockey stick was previously used by the IPCC as a veritable poster child for anthropogenic warming, since it seemed to indicate there have been no substantial temperature changes over the last 1,000 to 2,000 years until humans got involved in the 20th Century. The various versions of the hockey stick were based upon limited amounts of temperature proxy evidence — primarily tree rings — and involved questionable statistical methods. In contrast, I think the bulk of the proxy evidence supports the view that it was at least as warm during the Medieval Warm Period, around 1000 AD. The very fact that recent tree ring data erroneously suggests cooling in the last 50 years, when in fact there has been warming, should be a warning flag about using tree ring data for figuring out how warm it was 1,000 years ago. But without actual thermometer data, we will never know for sure”.

<http://www.drroyspencer.com/my-global-warming-skepticism-for-dummies/>

The perpetuation of the hoax – the IPCC

The United Nations' Intergovernmental Panel on Climate Change published their report in 2007. The IPCC is a *political* body and not a scientific body. It assesses published reports.

Many scientists have been outspoken against the original IPCC report, including Professor Frederick Seitz, former president of America's National Academy of Sciences. He revealed in a letter to *The Wall Street Journal* that the IPCC had deleted fifteen key sections of the science chapter, including the following paragraphs:

None of the studies cited above has shown clear evidence that we can attribute the observed [climate] changes to the specific cause of increases in greenhouse gases.

No study to date has positively attributed all or part of the [climate changes observed to date] to anthropogenic [man-made] causes.

Professor Seitz said he had “never witnessed a more disturbing corruption of the peer review process than the events that led to this IPCC report”.

Professor Paul Reiter, one of the world's most renowned authorities on tropical diseases, gave an example of the bias and inaccuracies in the IPCC report regarding mosquitos. The report said that malaria was likely to spread to colder regions with even a mild increase in temperature because of the movement of insects. Professor Reiter points out that mosquitoes *thrive* in very cold temperatures and are extremely abundant in the arctic. There are thirteen million cases a year of malaria in Russia and up to the Arctic Circle.

Professor Reiter stated that he was “horrified” to read about the “misinformation” in the report and had to threaten legal action to get his name removed as one of the contributors to the report.

Climate Models Have Hundreds of Assumptions

Dr Roy Spencer, Weather Satellite Team Leader at NASA, said that climate models are only as good as the assumptions that go in to them and they have hundreds of assumptions. All it took, he said, was for one assumption to be wrong for the forecast to be way off.

<http://www.drroyspencer.com>

<http://www.drroyspencer.com/my-global-warming-skepticism-for-dummies/>

How we are lied to by Global Warming Scientists

Climategate – How Scientists Manipulated Data

“Hundreds of private emails and documents allegedly exchanged between some of the world's leading climate scientists during the past 13 years have been stolen by hackers and leaked online, it emerged today.

The computer files were apparently accessed earlier this week from servers at the University of East Anglia's Climate Research Unit, a world-renowned centre focused on the study of natural and anthropogenic climate change”.

“In one email, dated November 1999, one scientist wrote: "I've just completed Mike's Nature [the science journal] trick of adding in the real temps to each series for the last 20 years (ie, from 1981 onwards) and from 1961 for Keith's to hide the decline."

This sentence, in particular, has been leapt upon by sceptics as evidence of manipulating data, but the credibility of the email has not been verified. The scientists who allegedly sent it declined to comment on the email”.

<https://www.theguardian.com/environment/2009/nov/20/climate-sceptics-hackers-leaked-emails>

NOAA Scientists Manipulated Temperature Data to Make Global Warming Seem Worse

“The Mail on Sunday today reveals astonishing evidence that the organisation that is the world’s leading source of climate data rushed to publish a landmark paper that exaggerated global warming and was timed to influence the historic Paris Agreement on climate change.

A high-level whistleblower has told this newspaper that America’s National Oceanic and Atmospheric Administration (NOAA) breached its own rules on scientific integrity when it published the sensational but flawed report, aimed at making the maximum possible impact on world leaders including Barack Obama and David Cameron at the UN climate conference in Paris in 2015.

But the whistleblower, Dr John Bates, a top NOAA scientist with an impeccable reputation, has shown The Mail on Sunday irrefutable evidence that the paper was based on misleading, ‘unverified’ data”.

<http://dailycaller.com/2017/02/05/noaa-scientists-manipulated-temperature-data-to-make-global-warming-seem->

[worse/?utm_source=WhatCountsEmail&utm_medium=TheDC+Morning&utm_campaign=TheDC+Weekend](http://www.dailymail.co.uk/sciencetech/article-4192182/World-leaders-duped-manipulated-global-warming-data.html)

<http://www.dailymail.co.uk/sciencetech/article-4192182/World-leaders-duped-manipulated-global-warming-data.html>

The Mail on Sunday challenged the official story – global warming forecasts costing billions is WRONG

“The Mail on Sunday today presents irrefutable evidence that official predictions of global climate warming have been catastrophically flawed.”

<http://www.dailymail.co.uk/news/article-2294560/The-great-green-1-The-hard-proof-finally-shows-global-warming-forecasts-costing-billions-WRONG-along.html>

Exposed: How world leaders were duped into investing billions over manipulated global warming data

4th February 2017

- The Mail on Sunday can reveal a landmark paper exaggerated global warming
- It was rushed through and timed to influence the Paris agreement on climate change
- America’s National Oceanic and Atmospheric Administration broke its own rules
- The report claimed the pause in global warming never existed, but it was based on misleading, ‘unverified’ data

“The report claimed that the ‘pause’ or ‘slowdown’ in global warming in the period since 1998 – revealed by UN scientists in 2013 – never existed, and that world temperatures had been rising faster than scientists expected. Launched by NOAA with a public relations fanfare, it was splashed across the world’s media, and cited repeatedly by politicians and policy makers.

But the whistleblower, Dr John Bates, a top NOAA scientist with an impeccable reputation, has shown The Mail on Sunday irrefutable evidence that the paper was based on misleading, ‘unverified’ data.

It was never subjected to NOAA’s rigorous internal evaluation process – which Dr Bates devised”.

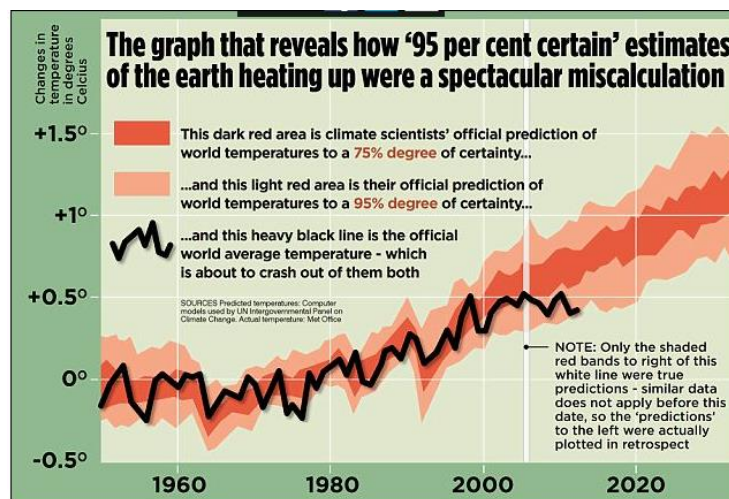
<http://www.dailymail.co.uk/sciencetech/article-4192182/World-leaders-duped-manipulated-global-warming-data.html>

Global Warming Stopped 16 Years Ago, Met Office report Reveals

“No, the world ISN'T getting warmer (as you may have noticed). Now we reveal the official data that's making scientists suddenly change their minds about climate doom. So will eco-funded MPs stop waging a green crusade with your money? Well... what do YOU think?”

The Mail on Sunday today presents irrefutable evidence that official predictions of global climate warming have been catastrophically flawed.

The graph on this page blows apart the ‘scientific basis’ for Britain reshaping its entire economy and spending billions in taxes and subsidies in order to cut emissions of greenhouse gases. These moves have already added £100 a year to household energy bills”.



“Its source is impeccable. The line showing world temperatures comes from the Met Office ‘HadCRUT4’ database, which contains readings from more than 30,000 measuring posts. This was added to the 75 and 95 per cent certainty bands to produce the graph by a group that amalgamates the work of 20 climate model centres working for the IPCC”.

and here's what the experts NOW say

<p>Global surface temperatures have not risen in 15 years. They make the high estimates unlikely</p> <p>PIERS FORSTER Climate Change Professor, Leeds University</p>	<p>This changes everything. Global warming should no longer be the main determinant of economic or energy policy</p> <p>DR DAVID WHITEHOUSE Global Warming Policy Foundation</p>	<p>Climate models are running too hot... current flat trend may continue for two more decades</p> <p>PROF JUDITH CURRY Georgia Institute of Technology</p>
---	---	---

<http://www.dailymail.co.uk/news/article-2294560/The-great-green-1-The-hard-proof-finally-shows-global-warming-forecasts-costing-billions-WRONG-along.html>

Atmosphere not warming as much as the surface

Around 800 years ago was the Medieval Warm Period and so you would expect a release of carbon dioxide from the oceans about now, according to past experience. One other thing : if carbon dioxide is the culprit for climate change there should be more warming in that part of the atmosphere known as the Troposphere than there is on the surface. The maximum warming should be about 10km from the surface, but that is not what is happening. **The bulk of the atmosphere is not warming as much as the surface and as one scientist put it “that’s a real head scratcher for us”**.

Mars is also warming up

“Habibullo Abdussamatov, head of space research at St. Petersburg's Pulkovo Astronomical Observatory in Russia, says the Mars data is evidence that the current global warming on Earth is being caused by changes in the sun”.

"The long-term increase in solar irradiance is heating both Earth and Mars," he said.

<http://news.nationalgeographic.com/news/2007/02/070228-mars-warming.html>

We were warmer in Roman Times

“How did the Romans grow grapes in northern England? Perhaps because it was warmer than we thought.

A study suggests the Britain of 2,000 years ago experienced a lengthy period of hotter summers than today.

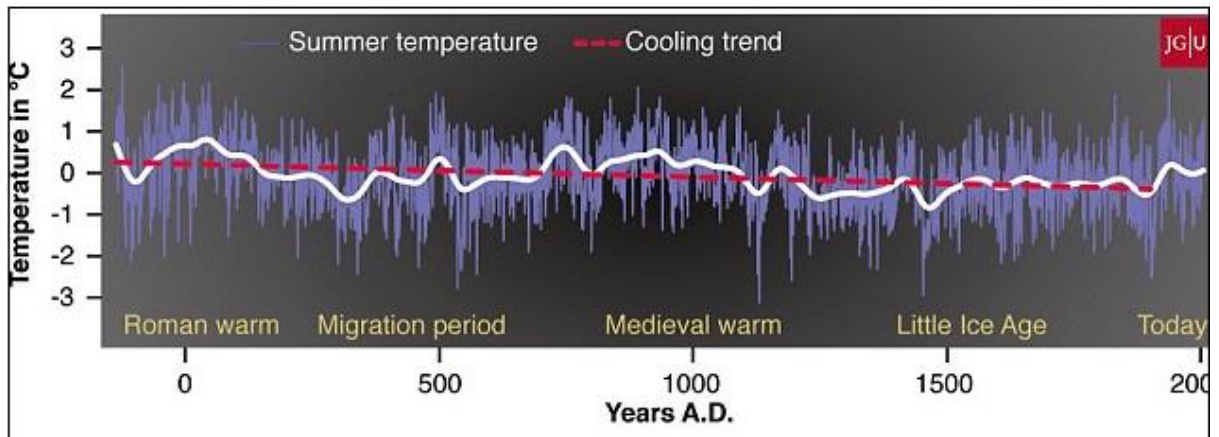
German researchers used data from tree rings – a key indicator of past climate – to claim the world has been on a ‘long-term cooling trend’ for two millennia until the global warming of the twentieth century.

This cooling was punctuated by a couple of warm spells.

These are the Medieval Warm Period, which is well known, but also a period during the toga-wearing Roman times when temperatures were apparently 1 deg C warmer than now.

They say the very warm period during the years 21 to 50AD has been underestimated by climate scientists.

Lead author Professor Dr Jan Esper of Johannes Gutenberg University in Mainz said: 'We found that previous estimates of historical temperatures during the Roman era and the Middle Ages were too low'.



<http://www.dailymail.co.uk/sciencetech/article-2171973/Tree-ring-study-proves-climate-WARMER-Roman-Medieval-times-modern-industrial-age.html>

It's the SUN that drives the earth's temperature

Dr Sami Solanki, director of the Max Planck Institute for Solar System Research in Gottingen, Germany, said:

The Sun has been at its strongest over the past sixty years and may now be affecting global temperatures. The Sun is in a changed state. It is brighter than it was a few hundred years ago and this brightening started relatively recently – in the last 100 to 150 years.

Dr Solanki said that when there are fewer sunspots (explosive emissions) from the Sun, there was a cooler period on Earth and vice versa. Sunspots are a phenomena of the Sun's magnetic field and they are enormous. Solar wind delivers the sunspots into our atmosphere.

Ice samples containing **beryllium 10** (a particle created by cosmic rays that decrease in the Earth's atmosphere as the magnetic energy from the Sun increases) can trace levels going back 1150 years. The most recent samples contained the lowest recorded levels for more than 1000 years.

<http://www.telegraph.co.uk/news/science/science-news/3325679/The-truth-about-global-warming-its-the-Sun-thats-to-blame.html>

Danish Meteorological Institute – link sunspot intensity to global temperature rise

“The possibility has been raised anew by Danish geophysicists. They report in the current issue of the journal Science that they have established a close statistical correlation between variations in the length of the sunspot cycle -- which they say are an indicator of changes in the intensity of solar radiation -- and fluctuations in the world's surface temperature over the last 130 years.

The analysis was made by Dr. Eigil Friis-Christensen and Dr. Knud Lassen of the Danish Meteorological Institute in Copenhagen”.

<http://www.nytimes.com/1991/11/05/news/danes-link-sunspot-intensity-to-global-temperature-rise.html>

[http://debatepedia.idebate.org/en/index.php/Argument: The sun is the primary driver of global climate change](http://debatepedia.idebate.org/en/index.php/Argument: The_sun_is_the_primary_driver_of_global_climate_change)

http://file.scirp.org/Html/8-4700240_41752.htm

Melting of Arctic Sea Ice not Evidence of Manmade Warming

“5) Isn't the Melting of Arctic Sea Ice Evidence of Warming? Warming, yes...manmade warming, no. Arctic sea ice naturally melts back every summer, but that meltback was observed to reach a peak in 2007. But we have relatively accurate, satellite-based measurements of Arctic (and Antarctic) sea ice only since 1979. It is entirely possible that late summer Arctic Sea ice cover was just as low in the 1920s or 1930s, a period when Arctic thermometer data suggests it was just as warm. Unfortunately, there is no way to know, because we did not have satellites back then. Interestingly, Antarctic sea ice has been growing nearly as fast as Arctic ice has been melting over the last 30+ years”.

<http://www.drroyspencer.com/my-global-warming-skepticism-for-dummies/>

The Truth About Greenhouse Gases – We Need CO2

“I am a strong supporter of a clean environment. We need to be vigilant to keep our land, air, and waters free of real pollution, particulates, heavy metals, and pathogens, but carbon dioxide (CO₂) is not one of these pollutants. **Carbon is the stuff of life.** Our bodies are made of carbon. A normal human exhales around 1 kg of CO₂ (the simplest chemically stable molecule of carbon in the earth's atmosphere) per day. Before the industrial period, the concentration of CO₂ in the atmosphere was 270 ppm. At the present time, the

concentration is about 390 ppm, 0.039 percent of all atmospheric molecules and less than 1 percent of that in our breath. **About fifty million years ago, a brief moment in the long history of life on earth, geological evidence indicates, CO2 levels were several thousand ppm, much higher than now. And life flourished abundantly**".

<https://www.firstthings.com/article/2011/06/the-truth-about-greenhouse-gases>

We Should Celebrate Carbon Dioxide – Dr Patrick Moore

"Coming to the core of my presentation, CO2 is the currency of life and the most important building block for all life on Earth. All life is carbon-based, including our own. Surely the carbon cycle and its central role in the creation of life should be taught to our children rather than the demonization of CO2, that "carbon" is a "pollutant" that threatens the continuation of life. We know for a fact that CO2 is essential for life and that it must be at a certain level in the atmosphere for the survival of plants, which are the primary food for all the other species alive today. Should we not encourage our citizens, students, teachers, politicians, scientists, and other leaders to celebrate CO2 as the giver of life that it is?"

It is a proven fact that plants, including trees and all our food crops, are capable of growing much faster at higher levels of CO2 than present in the atmosphere today. Even at the today's concentration of 400 ppm plants are relatively starved for nutrition. The optimum level of CO2 for plant growth is about 5 times higher, 2000 ppm, yet the alarmists warn it is already too high. They must be challenged every day by every person who knows the truth in this matter. CO2 is the giver of life and we should celebrate CO2 rather than denigrate it as is the fashion today".

<https://www.thegwpf.org/patrick-moore-should-we-celebrate-carbon-dioxide/>

Patrick Moore Challenges Anyone to Deny That Below 150ppm CO2 plants will die

"I issue a challenge to anyone to provide a compelling argument that counters my analysis of the historical record and the prediction of CO2 starvation based on the 150 million year trend. Ad hominem arguments about "deniers" need not apply. I submit that much of society has been collectively misled into believing that global CO2 and temperature are too high when the opposite is true for both. Does anyone deny that below 150 ppm CO2 that plants will die? Does anyone deny that the Earth has been in a 50 million-year cooling period and that this Pleistocene Ice Age is one of the coldest periods in the history of the planet?"

<https://www.thegwpf.org/patrick-moore-should-we-celebrate-carbon-dioxide/>

Patrick Moore explains the truth about Carbon Dioxide

<https://www.youtube.com/watch?v=5Smhn1gL6Xg>

<http://www.climatedepot.com/2016/10/04/watch-greenpeace-co-founder-dr-patrick-moore-rejects-climate-fear-co2-is-not-the-enemy-it-is-actually-the-reason-that-we-are-alive/>

“The Sun is Driving Climate Change, CO2 is Irrelevant”

Piers Corbyn, solar physicist: “On BBC TV News 24 Piers explained in an interview with Tim Wilcox: “To understand the effect of solar activity on the Earth you must consider how solar charged particles get to the Earth and that is governed by the magnetic cycle of the sun which is 22 years long. This Solar activity magnetic link is why World temperatures have a main cycle of 22years and no CO2 based theory can explain that. Geomagnetic activity which is the measure of solar particles hitting the Earth’s magnetic field has been generally rising from 1910 to around 1990 or 2000 and rising temperatures over this period correlate very well with this – much better than they do with carbon dioxide. Solar activity effect, measured and estimated in a proper way (not by light) and geomagnetic activity are now declining and this (assisted by modulations through magnetic connections) is causing the decline in world temperatures since 2002/3*. [*2002/3 was the peak if 2year moving averages are considered; in terms of single years 1998 was the peak]”

<http://www.homepages.ed.ac.uk/shs/Climatechange/Geopolitics/global%20magnetics.html>

CO2 Emissions Lag Behind Climate Change by 800 years

“Q: Could you elaborate on the theory that CO2 emissions lag the climate by 800 years.

A: During the ice ages, there is a very clear correlation between the concentration of CO2 and temperature. This is well demonstrated by ice core research, where ice cores have been collected that provide a continuous record of the past several hundred years.

During that time, temperature fluctuates by several degrees, and CO2 fluctuates between about 280 ppm during the interglacial periods (like today, except we have higher levels due to human emissions) and 180 ppm during glacial periods.

Former U.S. Vice-President Al Gore showed this strong correlation and misrepresented it as showing CO2 warms the climate. The reverse is true. As the temperature rises for external reasons (solar and Earth orbital parameters) the deep ocean basins (Southern Ocean mainly) begin to warm and degas CO2 to the atmosphere (CO2 is less soluble in warmer water).

However, the rise in CO2 lags the rise in temperature by about 800 years. This shows that CO2 does not play a role in the warming, and even a reinforcing role must be minor considering the lag. When the climate starts to cool, CO2 remains high, again for hundreds of years, and so plays no role in sustaining the warm climate, as the climate cools despite the high CO2.”

[Professor Ian Clark]

<http://business.financialpost.com/news/the-environmental-movement-has-lost-its-way>

The Oceans Heat Up and Release CO2

Professor Carl Wunsch, Massachusetts Institute of Technology and visiting professor in Oceanography at Harvard and University College, London. He said:

“The ocean is the major reservoir into which carbon goes when it comes out of the atmosphere or through which it is readmitted to the atmosphere. If you heat the surface of the ocean it tends to emit carbon dioxide, similarly if you cool the ocean surface the ocean can dissolve more carbon dioxide.”

“The ocean has a memory of past events running out as far as 10,000 years. So, for example, if someone says I am seeing changes in the North Atlantic this must mean the climate system is changing, it might only mean that something happened in a remote part of the ocean decades or hundreds of years ago whose effects are now beginning to show up in the North Atlantic”.

Are Humans Responsible for the CO2 Rise?

“9) Are Humans Responsible for the CO2 Rise? While there are short-term (year-to-year) fluctuations in the atmospheric CO2 concentration due to natural causes, especially El Nino and La Nina, I currently believe that most of the long-term increase is probably due to our use of fossil fuels. But from what I can tell, the supposed “proof” of humans being the source of increasing CO2 — a change in the atmospheric concentration of the carbon isotope C13 — would also be consistent with a natural, biological source. The current atmospheric CO2 level is about 390 parts per million by volume, up from a pre-industrial level estimated to be around 270 ppm...maybe less. CO2 levels can be much higher in cities, and in buildings with people in them”.

<http://www.drroyspencer.com/my-global-warming-skepticism-for-dummies/>

But Aren't Natural CO2 Emissions About 20 Times the Human Emissions?

“10) But Aren't Natural CO2 Emissions About 20 Times the Human Emissions? Yes, but nature is believed to absorb CO2 at about the same rate it is produced. You can think of the reservoir of atmospheric CO2 as being like a giant container of water, with nature pumping in a steady stream into the bottom of the container (atmosphere) in some places, sucking out about the same amount in other places, and then humans causing a steady drip-drip-drip into the container. Significantly, about 50% of what we produce is sucked out of the atmosphere by nature, mostly through photosynthesis. Nature loves the stuff. CO2 is the elixir of life on Earth. Imagine the howls of protest there would be if we were destroying atmospheric CO2, rather than creating more of it”.

<http://www.drroyspencer.com/my-global-warming-skepticism-for-dummies/>

Is Rising CO2 the Cause of Recent Warming?

“11) Is Rising CO2 the Cause of Recent Warming? While this is theoretically possible, I think it is more likely that the warming is mostly natural. At the very least, we have no way of determining what proportion is natural versus human-caused”.

<http://www.drroyspencer.com/my-global-warming-skepticism-for-dummies/>

Why Do Most Scientists Believe CO2 is Responsible for the Warming?

“12) Why Do Most Scientists Believe CO2 is Responsible for the Warming? Because (as they have told me) they can't think of anything else that might have caused it. Significantly, it's not that there is evidence nature can't be the cause, but a lack of sufficiently accurate measurements to determine if nature is the cause. This is a hugely important distinction, and one the public and policymakers have been misled on by the IPCC”.

<http://www.drroyspencer.com/my-global-warming-skepticism-for-dummies/>

Watch Bill Nye Get Destroyed by Tucker Carlson

<http://www.theblaze.com/news/2017/02/28/watch-tucker-carlson-battles-bill-nye-the-science-guy-on-global-warming/>

“Bill Nye gained fame as a television performer who would introduce children to basic scientific facts, but he has lately used his celebrity platform to attack religion and those that he believes are acting against scientific freedom. He once appeared to advocate that the “deniers” of global warming be imprisoned, which occasioned the founder of the Weather Channel to abjure him as “pretend scientist in a bow tie.”

Nye has a degree in mechanical engineering from Cornell University and has written books for children about science.”

Scientist Ditches the Carbon Gravy Train

David Evans:

“I devoted six years to carbon accounting, building models for the Australian government to estimate carbon emissions from land use change and forestry. When I started that job in 1999 the evidence that carbon emissions caused global warming seemed pretty conclusive, but since then new evidence has weakened that case. I am now skeptical.

In the late 1990s, this was the evidence suggesting that carbon emissions caused global warming:

- Carbon dioxide is a greenhouse gas, proved in a laboratory a century ago.

- Global warming has been occurring for a century and concentrations of atmospheric carbon have been rising for a century. Correlation is not causation, but in a rough sense it looked like a fit.
- Ice core data, starting with the first cores from Vostok in 1985, allowed us to measure temperature and atmospheric carbon going back hundreds of thousands of years, through several dramatic global warming and cooling events. To the temporal resolution then available (data points more than a thousand years apart), atmospheric carbon and temperature moved in lockstep: they rose and fell together. Talk about a smoking gun!
- There were no other credible causes of global warming.

But starting in about 2000, the last three of the four pieces of evidence above fell away. Using the same point numbers as above:

- Better data shows that from 1940 to 1975 the earth cooled while atmospheric carbon increased. That 35 year non-correlation might eventually be explained by global dimming, only discovered in about 2003.
- The temporal resolution of the ice core data improved. By 2004 we knew that in past warming events, the temperature increases generally started about 800 years before the rises in atmospheric carbon. Causality does not run in the direction I had assumed in 1999 — it runs the opposite way!”

<https://mises.org/library/i-was-global-warming-gravy-train>

“The Great Global Warming Swindle” : Documentary by UK Channel 4

<https://www.youtube.com/watch?v=D-m09IKtYT4>

[extract]

“Lord Lawson: “We had a very, very thorough inquiry took evidence from a whole lot of people expert in this area and produced a report. What surprised me was to discover how weak and uncertain the science was. In fact, there are more and more thoughtful people, some of them a little bit frightened to come out in the open, but who quietly, and privately, and some of them publicly, are saying, ‘Hang on, wait a minute, this simply doesn’t add up.’”

We are told that the Earth’s climate is changing, but the Earth’s climate is always changing. In Earth’s long history there have been countless periods when it was much warmer, and much cooler, than it is today, when much of the world was covered by tropical forests, or

else vast ice sheets. The climate has always changed, and changed, without any help from us humans.”

<http://www.telegraph.co.uk/comment/personal-view/3560817/Ofcom-cant-take-the-heat-of-climate-debate.html>

<http://www.independent.co.uk/environment/climate-change/c4s-climate-change-documentary-was-unfair-but-not-misleading-873753.html>

The Great Global Warming Swindle – Transcript

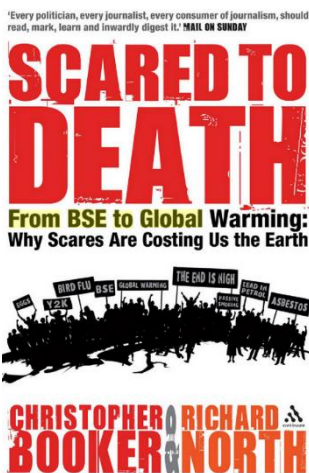
The full text of the video documentary.

<http://globalwarmingstuff.blogspot.com/2007/07/great-global-warming-swindle.html>

Articles and Books


<http://humansarefree.com/2016/12/the-truth-about-global-warming-were-not.html>

Scared to Death: From BSE to Global Warming: Why Scares are Costing Us the Earth, By Christopher Booker, Richard North



<https://books.google.co.za/books?id=mVzUAWAAQBAJ&pg=PA393&lpg=PA393&dq=danish+meteorological+institute+sun+driving+climate+change&source=bl&ots=XJMz7pQ87q&sig=tUHFQBsQ2r7FKsvXowSkYsw0rvA&hl=en&sa=X&ved=0ahUKEwjs45fv6JDUAhUkyoMKHZOaAwQQ6AEIPDAF#v=onepage&q=danish%20meteorologica%20institute%20sun%20driving%20climate%20change&f=false>

“Heaven and Earth : Global Warming - The Missing Science” - Professor Ian Plimer



Moore shows unequivocally that CO₂ and temperature have NOT moved in unison. In fact, during the Jurassic, the amount of CO₂ in the atmosphere plummeted while temperatures rose. The same thing disparity occurred in the Eocene. “It is (therefore) not possible to demonstrate a cause and effect relationship between CO₂ and temperature over the long-term history,” Dr. Moore concludes. “Carbon is not the enemy. It is actually the reason that we are alive.”

[https://www.amazon.co.uk/d/Books/Heaven-Earth-Warming-Missing-Science-Ian-Plimer/0704371669/ref=pd sim 14 6/261-1320578-](https://www.amazon.co.uk/d/Books/Heaven-Earth-Warming-Missing-Science-Ian-Plimer/0704371669/ref=pd_sim_14_6/261-1320578-3070519?_encoding=UTF8&psc=1&refRID=HQNKXS2PGHXBC5GDYQBS)

[3070519?_encoding=UTF8&psc=1&refRID=HQNKXS2PGHXBC5GDYQBS](https://www.amazon.co.uk/d/Books/Heaven-Earth-Warming-Missing-Science-Ian-Plimer/0704371669/ref=pd_sim_14_6/261-1320578-3070519?_encoding=UTF8&psc=1&refRID=HQNKXS2PGHXBC5GDYQBS)

Meet the man who has exposed the great climate change con trick

<https://www.spectator.co.uk/2009/07/meet-the-man-who-has-exposed-the-great-climate-change-con-trick/>

“James Delingpole talks to Professor Ian Plimer, the Australian geologist, whose new book shows that ‘anthropogenic global warming’ is a dangerous, ruinously expensive fiction, a ‘first-world luxury’ with no basis in scientific fact. Shame on the publishers who rejected the book”.

“Climate Confusion” – Dr Roy Spencer

<http://www.drroyspencer.com/climate-confusion/>

How Global Warming Hysteria Leads to Bad Science, Pandering Politicians and Misguided Policies That Hurt the Poor


1000 Science Papers Challenge the False Narrative of Man Made Climate Change

<http://newstarget.com/2017-02-03-1000-science-papers-challenge-the-false-narrative-of-man-made-climate-change.html>

The Hockey Stick Illusion : Climategate and the Corruption of Science

<https://www.amazon.co.uk/Illusion-Climategate-Corruption-Science-Independent-x/dp/1906768358>

A W Montford



“Part scientific history and part detective story, The Hockey Stick Illusion tells the extraordinary tale of the iconic global warming graph (created by the US climatologist Michael Mann), the global panic about climate change that it has helped to feed, and the tireless efforts of a lone amateur researcher, Steve McIntyre, that have comprehensively discredited it. From the earliest attempts to reproduce the Hockey Stick graph, to the explosive publication of McIntyre's work and the launch of a congressional inquiry, The Hockey Stick Illusion is a remarkable tale of scientific misconduct and amateur sleuthing. It explains the complex science of this most controversial of scientific findings in layperson's language and lays bare the remarkable extent to which

climatologists have been willing to break their own rules in order to defend climate science's most famous finding. Already acclaimed by experts in the field, The Hockey Stick Illusion is an indispensable guide for anyone wanting to assess the credibility of global warming science”

Conclusion 1 : Climate Researchers Don't Know as Much as They Profess

“Climate researchers do not know nearly as much about the causes of climate change as they profess. We have a pretty good understanding of how the climate system works on average...but the reasons for small, long-term changes in climate system are still extremely uncertain”.

“Skeptics advancing alternative explanations (hypotheses) for climate variability represent the way the researcher community used to operate, before politics, policy outcomes, and billions of dollars got involved”

<http://www.drroyspencer.com/my-global-warming-skepticism-for-dummies/>

Conclusion 2 : We Are Fed Lies on a Continual Basis

Given the information in this document regarding the UK Met Office and the fraud at the NOAA, it isn't hard to conclude that we are constantly being lied to by the authorities.